




1 Original Unit



2 Open Ashtray



3 Remove Ashtray



4 Remove Gear Panel Panel



5 Remove Screws



6 Remove AC Control Panel



7 Remove Screws




8 Remove Facia




9 Remove remaining Screws




10 Remove Factory Unit



11 Unplug all harnesses



12 Connect to Schneider



13 Remove DVD screws



14 Enjoy Driving with Schneider